

The Environment and Society

Objectives

- ▶ Describe “The Tragedy of the Commons.”
- ▶ Explain the law of supply and demand.
- ▶ List three differences between developed and developing countries.
- ▶ Explain what sustainability is, and describe why it is a goal of environmental science.

Key Terms

law of supply and demand
ecological footprint
sustainability


When we think about environmental problems and how to solve them, we have to consider human societies, how they act, and why they do what they do. One way to think about society and the environment is to consider how a society uses common resources. A neighborhood park, for example, is a common resource that people share. On a larger scale, the open ocean is not owned by any nation, yet people from many countries use the ocean for fishing and for transporting goods. How do we decide how to share common resources? In 1968, ecologist Garrett Hardin published an essay titled “The Tragedy of the Commons,” which addressed these questions and became the theoretical backbone of the environmental movement.

“The Tragedy of the Commons”

In his essay, Hardin argued that the main difficulty in solving environmental problems is the conflict between the short-term interests of individuals and the long-term welfare of society. To illustrate his point, Hardin used the example of the *commons*, as shown in Figure 15. Commons were areas of land that belonged to a whole village. Anyone could graze cows or sheep on the commons. It was in the best short-term interest of an individual to put as many animals as possible on the commons. Individuals thought, If I don’t use this resource, someone else will. And anyway, the harm my animals cause is too little to matter.

However, if too many animals grazed on the commons, the animals destroyed the grass. Then everyone suffered because no one could raise animals on the commons. Commons were eventually replaced by closed fields owned by individuals. Owners were careful not to put too many animals on their land, because overgrazing meant that fewer animals could be raised the next year. The point of Hardin’s essay is that someone or some group has to

Figure 15 ▶ Hardin observed that when land was held in common (left), individuals tended to graze as many animals as possible. Overgrazing led to the destruction of the land resources. When commons were replaced by enclosed fields owned by individuals (right), people tended to graze only the number of animals that the land could support.



take responsibility for maintaining a resource. If no one takes that responsibility, the resource can be overused and become depleted.

Earth's natural resources are our modern commons. Hardin thought that people would continue to deplete natural resources by acting in their own self-interest to the point of society's collapse. But Hardin did not consider the social nature of humans. Humans live in groups and depend on one another. In societies, we can solve environmental problems by planning, organizing, considering the scientific evidence, and proposing a solution. The solution may override the interests of individuals in the short term, but it improves the environment for everyone in the long term.

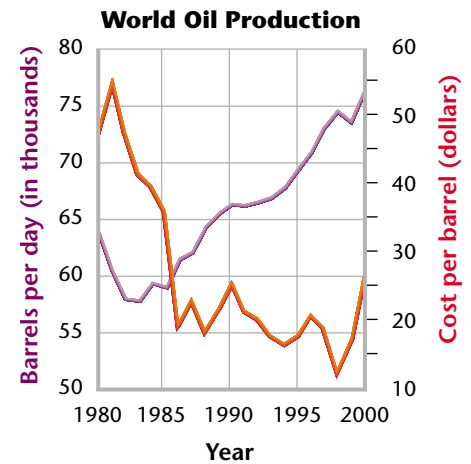
Economics and the Environment

In addition to social pressures, economic forces influence how we use resources. Many of the topics you will explore later in this book are affected by economic considerations.

Supply and Demand One basic rule of economics is the **law of supply and demand**, which states that the greater the demand for a limited supply of something, the more that thing is worth. One example of this rule is shown in **Figure 16**, which illustrates the relationship between the production of oil and the price of oil over 20 years. Many environmental solutions have to take the relationship between supply and demand into account. For example, if the supply of oil decreases, we have three choices: pay the higher price, use less oil, or find new sources of energy.

Costs and Benefits The cost of environmental solutions can be high. To determine how much to spend to control air pollution, a community may perform a cost-benefit analysis. A *cost-benefit analysis* balances the cost of the action against the benefits one expects from it. The results of a cost-benefit analysis often depend on who is doing the analysis. To an industry, the cost of pollution control may outweigh the benefits, but to a nearby community, the benefits may be worth the high price. The cost of environmental regulations is often passed on to the consumer or the taxpayer. The consumer then has a choice—pay for the more expensive product that meets environmental regulations or seek out a cheaper product that may not have the same environmental safeguards.

Risk Assessment One of the costs of any action is the risk of an undesirable outcome. Cost-benefit analysis involves *risk assessment*, which is one tool that helps us create cost-effective ways to protect our health and the environment. To come up with an effective solution to an environmental problem, the public must perceive the risk accurately. This does not always happen. In one study, people were asked to assess the risk from various technologies. The public generally ranked nuclear power as the riskiest technology on the list, whereas experts ranked it 20th—less risky than riding a bicycle.



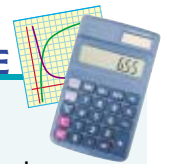
Source: U.S. Department of Energy.

Figure 16 ▶ In general, when the production of oil declines, the price of a barrel of oil increases.

MATH PRACTICE

Market Equilibrium

In economics, the point where supply and demand are in balance is known as *market equilibrium*. In Figure 16, market equilibrium for oil was reached in 1986. What was the cost of a barrel of oil in that year? How many barrels of oil were produced in that year? By how much did the cost of a barrel of oil decline from 1981 to 1986?





Geofact

Minerals of South Africa The resources a country has are a result of geologic processes. South Africa, for example, has some of the most productive mineral deposits in the world. In fact, the country is nearly self-sufficient in the mineral resources that are important to modern industry. South Africa is the world's largest producer of gold, platinum, and chromium.

Developed and Developing Countries

The decisions and actions of all people in the world affect our environment. But the unequal distribution of wealth and resources around the world influences the environmental problems that a society faces and the choices it can make. The United Nations generally classifies countries as either developed or developing. *Developed countries* have higher average incomes, slower population growth, diverse industrial economies, and stronger social support systems. They include the United States, Canada, Japan, and the countries of Western Europe. *Developing countries* have lower average incomes, simple and agriculture-based economies, and rapid population growth. In between are middle-income countries, such as Mexico, Brazil, and Malaysia.

Population and Consumption

Almost all environmental problems can be traced back to two root causes. First, the human population in some areas is growing too quickly for the local environment to support. Second, people are using up, wasting, or polluting many natural resources faster than they can be renewed, replaced, or cleaned up.

Local Population Pressures When the population in an area grows rapidly, there may not be enough natural resources for everyone in the area to live a healthy, productive life. Often, as people struggle for survival in severely overpopulated regions, forests are stripped bare, topsoil is exhausted, and animals are driven to extinction. Malnutrition, starvation, and disease can be constant threats. Even though there are millions of people starving in developing countries, the human population tends to grow most rapidly in these countries. Food production, education, and job creation cannot keep pace with population growth, so each person gets fewer resources as time goes by. Of the 4.5 billion people in developing countries, fewer than half have access to enough food, safe drinking water, and proper sanitation.



Figure 17 ► Developed and developing nations have different consumption patterns and different environmental problems. Both of these photos show food markets. What do you think the environmental problems of each consumption pattern are?



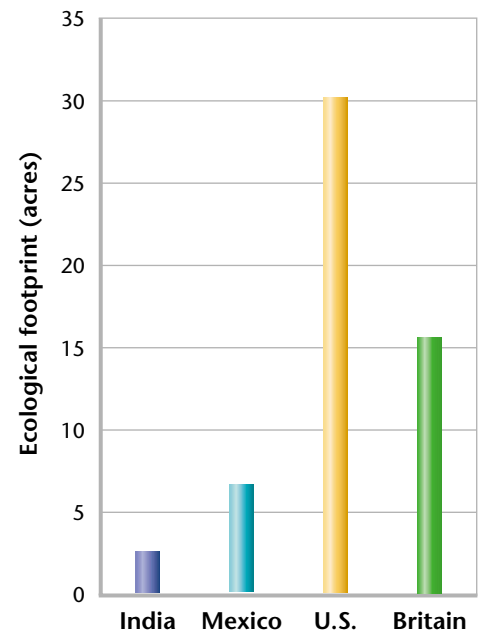
Table 3 ▼

Indicators of Development for the United States, Japan, Mexico, and Indonesia					
	Measurement	U.S.	Japan	Mexico	Indonesia
Health	life expectancy in years	77	81	71.5	68
Population growth	per year	0.8%	0.2%	1.7%	1.8%
Wealth	gross national product per person	\$29,240	\$32,350	\$3,840	\$640
Living space	people per square mile	78	829	133	319
Energy use	per person per year (Btu)	351	168	59	18
Pollution	carbon dioxide from fossil fuels per person per year (tons)	20.4	9.3	3.5	2.2
Waste	garbage produced per person per year (kg)	720	400	300	43

Consumption Trends For many people in the wealthier part of the world, life is better than ever before. Pollution controls improve every year, and many environmental problems are being addressed. In addition, the population has stabilized or is growing slowly. But to support this quality of life, developed nations are using much more of Earth’s resources than developing nations are. Developed nations use about 75 percent of the world’s resources, even though they make up only about 20 percent of the world’s population. This rate of consumption creates more waste and pollution per person than in developing countries, as shown in **Table 3**.

Ecological Footprints One way to express the differences in consumption between nations is as an ecological footprint, as shown in **Figure 18**. An **ecological footprint** shows the productive area of Earth needed to support one person in a particular country. It estimates the land used for crops, grazing, forest products, and housing. It also includes the ocean area used to harvest seafood and the forest area needed to absorb the air pollution caused by fossil fuels.

Figure 18 ► An ecological footprint is a calculation of the amount of land and resources needed to support one person from a particular country. The ecological footprint of a person in a developed country is, on average, four times as large as the footprint of a person in a developing country.





FIELD ACTIVITY

Critical Thinking and the News

Find a news article or watch a news broadcast about a current environmental issue. In your **Ecolog**, write down your initial reaction including your thoughts, feelings, and questions.

Now, look or think again, and answer the following questions:

- Did the report present different sides of the issue? Describe the sides.
- Did the report seem to favor one side over the other? How could you tell?
- Did the report use images, sounds, or words that made you feel a certain way?
- Did the report provide any facts that helped you form an opinion? Try to list the facts.
- Were sources of the facts provided? Did the sources seem reliable?
- Were the opinions of any expert scientists presented? Who were the scientists?
- Is there any information that was *not* provided that might be important? Give examples.
- When you think about the issue more, does your opinion change?

Figure 19 ▶ Anyone can express an opinion on environmental issues at state and local public hearings.

Environmental Science in Context

As you have learned, environmental problems are complex. Simple solutions are rare, and they sometimes cause more damage than the original problem did. To complicate matters, in recent years, the environment has become a battleground for larger issues that affect human societies. For example, how do you balance the rights of individuals and property owners with the needs of society as a whole? Or, when economic or political refugees emigrate—legally or illegally—what can be done about the devastation they may cause to the local environment? How do human rights relate to the environment?

Critical Thinking and the Environment People on any side of an environmental issue may feel passionately about their cause, and they can distort information and mislead people about the issues. Research done by environmental scientists is often used to make political points or is misrepresented to support controversial viewpoints. In addition to the scientific data, the economic dimensions of an environmental issue can be oversimplified. To further complicate things, the media often sensationalizes environmental issues. So, as you make your own decisions about the environment, it is essential that you use your critical-thinking skills.


Learning to think critically about what you see in newspapers, on TV, and on the Internet will help you make informed decisions. As you explore environmental science further, you should remember a few things. First, be prepared to listen to many viewpoints. People have many different reasons for the opinions they form. Try to understand what those reasons are before reacting to their ideas. If you want your ideas to be heard, it is important that you listen to the opinions of others, as shown in **Figure 19**. Also, identify your own bias. How does it affect the way you interpret the issue?



internet connect

www.scilinks.org
Topic: Solving Environmental Problems
SciLinks code: HE4013

SCILINKS
Maintained by the
National Science
Teachers Association



Second, investigate the source of the information you encounter. Ask yourself whether the authors have reason for bias. Also, question the conclusions that are drawn from data. Ask yourself if the data support the claims that are made. Be especially critical of information posted on the Internet—flashy graphics and persuasive text might be hiding a biased agenda. Finally, gather all the information you can before drawing a conclusion.

A Sustainable World

Despite the differing points of view on the environment, most people support a key goal of environmental science: achieving sustainability. **Sustainability** is the condition in which human needs are met in such a way that a human population can survive indefinitely. A sustainable world is not an unchanging world—technology advances and human civilizations continue to be productive. But at the present time we live in a world that is far from sustainable. The standard of living in developed countries is high because those countries are using resources faster than they can be replaced.

The problems described in this chapter are not insurmountable. Achieving a sustainable world requires everyone's participation. If all parts of society—individual citizens, industry, and government—cooperate, we can move toward sustainability. For example, you read about how Seattle's Lake Washington is cleaner and healthier now than it was 30 years ago. Another example is the bald eagle, which was once on the brink of extinction. Today bald eagles are making a comeback, because of the efforts to preserve their habitat and to reduce pollution from the pesticide DDT.

Nevertheless, our environmental problems are significant and require careful attention and action. The 21st century will be a crucial time in human history, a time when we must find solutions that allow people on all parts of our planet to live in a clean, healthy environment and have the resources they need for a good life.



Figure 20 ▶ These high school students are taking action to improve their environment. They are cleaning up trash that is clogging an urban creek.

Connection to Astronomy

Another Earth? If the environment on Earth changed drastically, would we have anywhere to go? There are no other planets in our solar system with an adequate range of temperatures, a breathable atmosphere, or the resources needed to sustain humans with our present technology. There may be other planets like Earth in the universe, but the closest planets we know of are in other solar systems that are light-years away.

SECTION 2 Review

1. **Describe** three differences between developing and developed nations using the examples in Table 3. Would you classify Mexico as a developing nation? Explain your answer.
2. **Explain** why critical thinking is an important skill in environmental science.
3. **Explain** the law of supply and demand, and give an example of how it relates to the environment.

CRITICAL THINKING

4. **Applying Ideas** The law of supply and demand is a simplification of economic patterns. What other factors might affect the cost of a barrel of oil?
5. **Evaluating Ideas** Write a description of “The Tragedy of the Commons.” Do you think that Hardin’s essay is an accurate description of the relationship between individuals, society, and the environment? **WRITING SKILLS**

1 Understanding Our Environment



Key Terms

environmental science, 5
ecology, 6
agriculture, 10
natural resource, 14
pollution, 14
biodiversity, 15

Main Ideas

- ▶ Environmental science is an interdisciplinary study of human interactions with the living and nonliving world. One important foundation of environmental science is the science of ecology.
- ▶ Environmental change has occurred throughout Earth's history.
- ▶ Hunter-gatherer societies cleared grassland by setting fires and may have contributed to the extinction of some large mammals.
- ▶ The agricultural revolution caused human population growth, habitat loss, soil erosion, and the domestication of plants and animals.
- ▶ The Industrial Revolution caused rapid human population growth and the increased use of fossil fuels. Most modern environmental problems began during the Industrial Revolution.
- ▶ The major environmental problems we face today are resource depletion, pollution, and loss of biodiversity.

2 The Environment and Society



law of supply and demand, 17
ecological footprint, 19
sustainability, 21

- ▶ “The Tragedy of the Commons” was an influential essay that described the relationship between the short-term interests of the individual and the long-term interests of society.
- ▶ The law of supply and demand states that when the demand for a product increases while the supply remains fixed, the cost of the product will increase.
- ▶ Environmental problems in developed countries tend to be related to consumption. In developing nations, the major environmental problems are related to population growth.
- ▶ Describing how sustainability can be achieved is a primary goal of environmental science.

Using Key Terms

Use each of the following terms in a separate sentence.

1. *agriculture*
2. *natural resource*
3. *pollution*
4. *ecological footprint*
5. *sustainability*

Use the correct key term to complete each of the following sentences.

6. The _____ Revolution was characterized by a shift from human and animal power to fossil fuels.
7. Resources that can theoretically last forever are called _____ resources.
8. _____ is a term that describes the number and variety of species that live in an area.



STUDY TIP

Root Words As you study it may be helpful to learn the meaning of important root words. You can find these roots in most dictionaries. For example, *hydro-* means “water.” Once you learn the meaning of this root, you can learn the meanings of words such as *hydrothermal*, *hydrologist*, *hydropower*, and *hydrophobic*.

Understanding Key Ideas

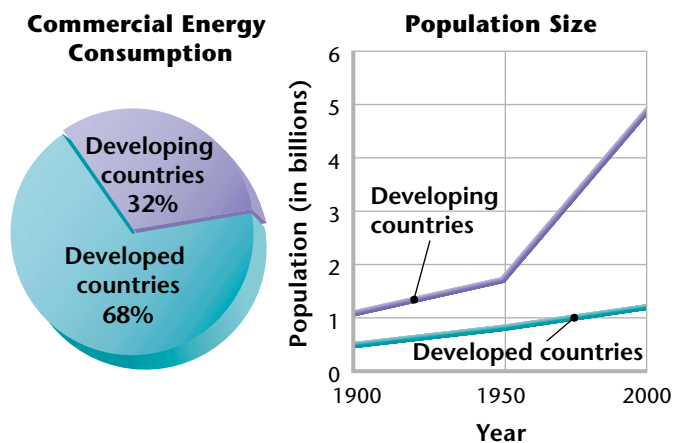
9. An important effect that hunter-gatherer societies may have had on the environment was
 - a. soil erosion.
 - b. extinction.
 - c. air pollution.
 - d. All of the above
10. An important effect of the agricultural revolution was
 - a. soil erosion.
 - b. habitat destruction.
 - c. plant and animal domestication.
 - d. All of the above
11. Which of the following does *not* describe an effect of the Industrial Revolution?
 - a. Fossil fuels became important energy sources.
 - b. The amount of land and labor needed to produce food increased.
 - c. Artificial substances replaced some animal and plant products.
 - d. Machines replaced human muscle and animal power.
12. Pollutants that are not broken down by natural processes are
 - a. nonrenewable.
 - b. nondegradable.
 - c. biodegradable.
 - d. Both (a) and (c)
13. All of the following are renewable resources *except*
 - a. energy from the sun.
 - b. minerals.
 - c. crops.
 - d. fresh water.
14. In his essay, “The Tragedy of the Commons,” one factor that Garrett Hardin failed to consider was
 - a. the destruction of natural resources.
 - b. human self-interest.
 - c. the social nature of humans.
 - d. None of the above
15. The term used to describe the productive area of Earth needed to support the lifestyle of one person in a particular country is called
 - a. supply and demand.
 - b. the ecological footprint.
 - c. the consumption crisis.
 - d. sustainability.

Short Answer

- Give an example of how environmental science might involve geology and chemistry.
- Can biodegradable pollutants cause environmental problems? Explain your answer.
- In what ways are today's environmental resources like the commons described in the essay "The Tragedy of the Commons"?
- How could environmental concerns conflict with your desire to improve your standard of living?
- If you were evaluating the claims made on a Web site that discusses environmental issues what types of information would you look for?
- Can species be considered natural resources? Explain your answer.

Interpreting Graphics

The graphs below show the difference in energy consumption and population size in developed and developing countries. Use the graphs to answer questions 22–24.



- Describe the differences in energy consumption and population growth between developed and developing countries.
- Do you think that the percentage of commercial energy consumed by developing countries will increase or decrease? Explain your answer.
- Why is information on energy consumption represented in a pie graph, while population size is shown in a line graph?

Concept Mapping



- Use the following terms to create a concept map: *geology, biology, ecology, environmental science, chemistry, geography, and social sciences.*

Critical Thinking

- Analyzing Ideas** Are humans part of the environment? Explain your answer.
- Drawing Conclusions** Why do you think that fossil fuels were not widely used until the Industrial Revolution? Write a paragraph that describes your thoughts. **WRITING SKILLS**
- Evaluating Assumptions** Once the sun exhausts its fuel and burns itself out, it cannot be replaced. So why is the sun considered a renewable resource?
- Evaluating Assumptions** Read the description of the Industrial Revolution. Were all the effects of the Industrial Revolution negative? Explain your answer. **READING SKILLS**

Cross-Disciplinary Connection

- Demographics** Obtain the 1985 and 2000 census reports for your town or city. Look for changes in demographic characteristics, such as population size, income, and age. Make a bar graph that compares some of the characteristics you chose. How does your city or town compare with national trends? What might be some of the environmental implications of these trends?

Portfolio Project

- Make a Diagram** Many resources can be traced to energy from the sun. For example, plants living in swamps millions of years ago used energy from the sun to grow. Over time, some of these plants became coal deposits. When we burn coal today, we are using energy that radiated from the sun millions of years ago. Choose a resource, and create a diagram that traces the resource back to energy from the sun.



MATH SKILLS

Use the table below to answer questions 32–34.

	U.S.	Japan	Indonesia
People per square mile	78	829	319
Garbage produced per person per year	720 kg	400 kg	43 kg

- 32. Analyzing Data** Make a bar graph that compares the garbage produced per person per year in each country.
- 33. Making Calculations** Calculate how much garbage is produced each year per square mile of each country listed in the table.
- 34. Evaluating Data** Use the information in the table to evaluate the validity of the following statement: In countries where population density is high, more garbage is produced per person.



WRITING SKILLS

- 35. Communicating Main Ideas** Briefly describe the relationship between humans and the environment through history.
- 36. Writing Persuasively** Write a persuasive essay explaining the importance of science in a debate about an environmental issue.
- 37. Outlining Topics** Write a one-page outline that describes population and consumption in the developing and developed world.



READING FOLLOW-UP

Now that you have read the chapter, take a moment to review your answers to the **Reading Warm-Up** questions in your **EcoLog**. If necessary, revise your answers.



Read the passage below, and then answer the questions that follow.

Think about what you did this morning. From the moment you got up, you were making decisions and acting in ways that affect the environment. The clothes you are wearing, for example, might be made of cotton. Several years ago the fibers of cotton in your shirt might have sprouted as seedlings in Egypt or Arizona. The cotton seedlings were probably irrigated with water diverted from a nearby river or lake. Chemicals such as pesticides, herbicides, and fertilizers helped the seedlings grow into plants. Furthermore, the metal in the machines that harvested the cotton was mined from the Earth's crust. In addition, the vehicles that brought the shirt to the store where you bought it were powered by fossil fuels. Fossil fuels came from the bodies of tiny sea creatures that lived millions of years ago. All of these connections can make environmental science a complex and interesting field.

- According to the passage, which of the following conclusions is true?
 - Decisions we make in everyday life do not affect our environment.
 - Cotton comes from minerals in the Earth's crust.
 - Many different things in the environment are connected and interrelated.
 - There is no connection between the resources needed to grow a field of cotton and a cotton shirt.
- Which of the following statements best describes the meaning of the term *irrigation*?
 - Irrigation is a connection between living things in the environment.
 - Irrigation is the artificial process by which water is supplied to plants.
 - Irrigation is the process of diverting water from a stream or lake.
 - Irrigation is the process by which cotton seedlings grow into plants.

Objectives

- ▶ **Survey** an area of land and determine the land's physical features and the types of organisms that live there.
- ▶ **USING SCIENTIFIC METHODS** **Identify** possible relationships between the organisms that live in the area of land you surveyed.

Materials

hand lens
 markers or felt-tip pens of several different colors
 notebook
 pen or pencil
 poster board
 stakes, (4)
 string, about 50 m
 tape measure or metric ruler

optional materials: field guides to insects or plants



- ▶ **Marking a Site** Use stakes and string to mark a site that you will observe in detail.



What's in an Ecosystem?

How well do you know the environment around your home or school? You may walk through it every day without noticing most of the living things it contains or thinking about how they survive. Ecologists, on the other hand, observe organisms and seek to understand how ecosystems work. In this lab, you will play the role of an ecologist by closely observing part of your environment.

Procedure

1. Use a tape measure or meter stick to measure a 10 m × 10 m site to study. Place one stake at each corner of the site. Loop the string around each stake, and run the string from one stake to the next to form boundaries for the site.
2. Survey the site, and then prepare a site map of the physical features of the area on the poster board. For example, show the location of streams, sidewalks, trails, or large rocks, and indicate the direction of any noticeable slope.
3. Create a set of symbols to represent the organisms at your site. For example, you might use green triangles to represent trees, blue circles to represent insects, or brown squares to represent animal burrows or nests. At the bottom or side of the poster board, make a key for your symbols.
4. Draw your symbols on the map to show the location and relative abundance of each type of organism. If there is not enough space on your map to indicate the specific kinds of plants and animals you observed, record them in your notebook.
5. In your notebook, record any observations of organisms in their environment. For example, note insects feeding on plants or seeking shelter under rocks. Also describe the physical characteristics of your study area. Consider the following characteristics:
 - a. **Sunlight Exposure** How much of the area is exposed to sunlight?
 - b. **Soil** Is the soil mostly sand, silt, clay, or organic matter?
 - c. **Rain** When was the last rain recorded for this area? How much rain was received?
 - d. **Maintenance** Is the area maintained? If so, interview the person who maintains it and find out how often the site is watered, fertilized, treated with pesticides, and mowed.
 - e. **Water Drainage** Is the area well drained, or does it have pools of water?
 - f. **Vegetation Cover** How much of the soil is covered with vegetation? How much of the soil is exposed?
6. After completing these observations, identify a 2 m × 2 m area that you would like to study in more detail. Stake out this area, and wrap the string around the stakes.

- Use your hand lens to inspect the area, and record the insects you see. Be careful not to disturb the soil or the organisms. Then record the types of insects and plants you see.
- Collect a small sample of soil, and observe it with your hand lens. Record a description of the soil and the organisms that live in it.

Analysis

- Organizing Data** Return to the classroom, and display your site map. Use your site map, your classmates' site maps, and your notes, to answer the following questions. Write your answers in your notebook.
- Analyzing Data** Write one paragraph that describes the 10 m × 10 m site you studied.
- Analyzing Data** Describe the 2 m × 2 m site you studied. Is this site characteristic of the larger site?

► **Site Maps** Your site map should be as detailed as possible, and it should include a legend.



Conclusions

- Interpreting Conclusions** What are the differences between the areas that your classmates studied? Do different plants and animals live in different areas?
- Making Predictions** As the seasons change, the types of organisms that live in the area you studied may also change. Predict how your area might change in a different season or if a fire or flood occurred. If possible, return to the site at different times throughout the year and record your observations.

Extension

- Asking Questions** Based on what you have learned, think of a question that explores how the components of the area you observed interact with each other. For example, you might want to consider the influence of humans on the site; study a particular predator/prey relationship; or explore the effects of physical features, such as water or sunlight, on the growth or behavior of organisms. Write a description of how you would investigate this topic. **WRITING SKILLS**

CHICKEN OF THE TREES

In the stillness of predawn, the air warms over the Carara Biological Preserve in Costa Rica. Several thousand eggs in sun-heated incubators just below the surface of the Earth stir in response. Within these eggs are tiny iguanas—lizards that will eventually emerge, grow to a length of 1.5 m to 2.0 m (5 ft to 6.5 ft), and weigh up to 6 kg (13 lb).

What's going on here? Well, these giant lizards are being raised so that they can be released into the rain forest. It's part of a project led by German-born scientist Dr. Dagmar Werner. Her goal is to help restore an iguana population that has been severely reduced in the past several decades.

The lizard has suffered from the effects of hunting, pollution, and habitat destruction by people who clear the rain forest for farming. Prime iguana habitat is at the edge of the forest—where a combination of open areas, scrub, and trees occur. Historically, these areas are the type of habitat that humans

most often destroy when converting forestland to farmland. People cut down the forest at its edges—which just happens to be prime habitat for iguanas and other plants and animals.

Back at the Iguana Ranch

Dr. Werner's "iguana ranch" preserve has artificial nests where females can lay their eggs in a predator-free environment. After they hatch, the young lizards are placed in a temperature- and humidity-controlled incubator and given a special diet. As a result, the iguanas grow faster and stronger and are better protected from predators than their noncaptive counterparts.


In the first five years of her project, more than 80,000 iguanas were released into the wild. Ordinarily, less than 2 percent of all iguanas survive to adulthood in the wild, but Dr. Werner's iguanas have a 77 percent survival rate. Dr. Werner knows this because after she releases the iguanas into the rain forest, the lizards are tracked and monitored to determine whether they have successfully adapted to life in the wild.

Passing It On

Since the 1980s, Dr. Werner has improved the iguanas' chances of survival by breeding them and releasing thousands of young iguanas into the wild. But Dr. Werner soon realized that this effort was not enough, so she began training other people to do the same.

Because she knew there was no time to lose, Dr. Werner took an immediate and drastic approach to solving the problem. She combined her captive-breeding program at the preserve with an education program that shows farmers that there is more than one way to make a profit from the rain forest. Instead

► These are iguanas at the Carara Biological Preserve in Costa Rica.



► Dr. Werner and an associate discuss how the iguana can be farmed.

of raising cattle (and cutting down rain forest to do so), she encourages local farmers to raise iguanas, which can be released into the wild or sold for food. Known as the “chicken of the trees,” this lizard has been a favored source of meat among native rain-forest inhabitants for thousands of years.

Not only do farmers profit from the sale of iguana meat, they also produce iguana leather and other handicrafts from the lizard.

Fundación Pro Iguana Verde

With Dr. Werner’s methods, farmers can release many iguanas into the wild and earn a good living. But convincing farmers to use her methods hasn’t been easy. According to Dr. Werner, “Many locals have

never thought of wild animals as creatures that must be protected in order to survive. That’s why so many go extinct.” To get her message across, Dr. Werner has established the Fundación Pro Iguana Verde (the Green Iguana Foundation). This organization sponsors festivals and education seminars in local communities. These activities promote the traditional appeal of the iguana, increase civic pride in the animal, and

heighten awareness about the iguana’s economic importance.

By demonstrating that the needs of all concerned parties can be met when attempting to save an endangered species, Dr. Werner has revolutionized the concepts of species preservation and economic development. This hard-working scientist has hit upon a solution that may encourage farmers throughout Central America to “have their lizards and eat them too.”



► Dr. Werner has established an innovative way to raise the number of iguanas living in the wild.

What Do You Think?

How does Dr. Werner’s project protect iguanas and help local farmers too? Why do you think that she trains farmers to raise and value iguanas—what could her larger goal be? Can you think of a similar project that would be suitable for your area?